


# ALUMINUM PROFILES



POLY

**LANEMA**

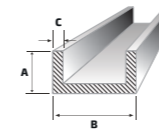


# ALUMINUM PROFILES

In stock

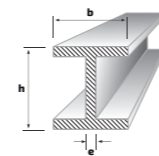
A wide variety of sizes and qualities available upon request.

## "U" PROFILES



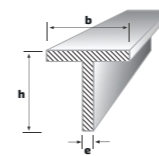
AW 6063	B x A x C (mm)	WEIGHT (kg/m)	STOCK
T6	15 x 15 x 2	0.232	●
	20 x 20 x 2	0.318	○
Standard Length	25 x 15 x 2	0.289	○
6500 mm	30 x 30 x 2	0.490	●
	30 x 30 x 3	0.680	●
	40 x 20 x 2	0.410	●
	40 x 25 x 3	0.510	●
	40 x 30 x 3	0.543	●
	40 x 40 x 4	1.210	●
	40 x 50 x 4	1.320	●
	50 x 25 x 3	0.799	○
	60 x 30 x 3	0.920	●
	60 x 30 x 5	1.559	○
	60 x 40 x 3	1.090	●
	60 x 40 x 5	1.843	○
	80 x 40 x 4	1.722	●
	100 x 50 x 5	2.693	●
	100 x 50 x 6	3.198	○
	120 x 60 x 5	3.110	●
	140 x 60 x 8	4.849	○
	160 x 80 x 10	8.505	●

## "H/I" PROFILES



AW 6063	b x h x e (mm)	WEIGHT (kg/m)	STOCK
T6	46 x 25 x 2.5	0.793	○
	46.5 x 82 x 3	1.436	○
Standard Length	80 x 60 x 4	2.402	○
6500 mm	80 x 60/50 x 6	3.025	○
	80 x 60/50 x 8	3.943	○
	100 x 100 x 10	7.931	○
	108 x 50 x 5/8	3.499	○
	200 x 150 x 7/13	14.110	○

## "T" PROFILES



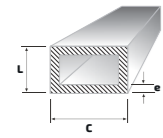
AW 6063	b x h x e (mm)	WEIGHT (kg/m)	STOCK
T6	15 x 15 x 1.5	0.121	○
	20 x 20 x 1.5	0.164	○
Standard Length	20 x 20 x 2	0.215	○
6500 mm	25 x 25 x 2	0.260	●
	30 x 30 x 2	0.329	●
	40 x 40 x 3	0.620	●
	40 x 40 x 4	0.862	●
	50 x 50 x 5	1.347	●
	60 x 60 x 6	1.850	●

Other dimensions on request | Average weights of production

- Standard: generally available from stock
- Semi-standard: generally not available from stock
- Non-standard: generally not available from stock, manufactured to order and subject to special conditions.

## RECTANGULAR TUBES

### AW 6063



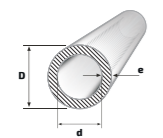
T6

Standard Length  
6500 mm

C x L x e (mm)	WEIGHT (kg/m)	STOCK	C x L x e (mm)	WEIGHT (kg/m)	STOCK
20 x 10 x 1.5	0.230	●	80 x 50 x 3	2.000	●
25 x 15 x 1.5	0.315	○	80 x 50 x 4	2.635	●
25 x 15 x 2	0.410	●	80 x 60 x 4	2.994	●
30 x 12.5 x 1.5	0.340	○	90 x 40 x 3	2.010	○
30 x 15 x 1.5	0.357	●	100 x 20 x 2	1.346	●
30 x 20 x 2	0.522	●	100 x 30 x 3	2.180	●
40 x 15 x 2	0.550	●	100 x 40 x 2	1.542	○
40 x 20 x 1.5	0.485	●	100 x 40 x 4	2.994	●
40 x 20 x 2	0.635	●	100 x 50 x 2	1.656	●
40 x 20 x 3	0.918	●	100 x 50 x 3	2.333	●
40 x 25 x 2	0.692	●	100 x 50 x 4	3.221	●
40 x 30 x 2	0.748	●	100 x 50 x 5	3.965	●
40 x 30 x 4	1.406	●	100 x 60 x 4	3.447	●
50 x 20 x 2	0.710	●	120 x 20 x 2	1.434	●
50 x 25 x 2	0.805	○	120 x 30 x 2	1.580	●
50 x 30 x 2	0.862	○	120 x 40 x 2	1.769	●
50 x 30 x 3	1.199	○	120 x 40 x 4	3.280	●
50 x 30 x 4	1.555	●	120 x 50 x 2	1.882	○
50 x 40 x 3	1.360	●	120 x 50 x 3	2.660	●
50 x 40 x 4	1.771	●	120 x 50 x 4	3.500	●
60 x 30 x 2	0.975	●	120 x 60 x 3	2.819	●
60 x 30 x 3	1.361	●	120 x 60 x 4	3.901	●
60 x 40 x 1.5	0.825	○	120 x 80 x 3	3.140	●
60 x 40 x 2	1.089	●	140 x 40 x 4	3.720	●
60 x 40 x 3	1.599	●	140 x 80 x 4	4.808	●
60 x 40 x 4	2.087	●	150 x 40 x 4	3.930	●
60 x 50 x 3	1.770	●	150 x 50 x 2	2.126	●
60 x 50 x 4	2.200	●	150 x 50 x 3	3.140	●
70 x 20 x 2	0.932	●	150 x 50 x 4	4.147	●
80 x 40 x 2	1.315	●	150 x 50 x 5	5.130	●
80 x 40 x 3	1.847	●	150 x 100 x 3	3.950	●
80 x 40 x 4	2.54	●	200 x 100 x 4	6.617	○
80 x 40 x 5	3.119	○			

## ROUND TUBES

### AW 6063

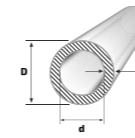


T6

Standard Length  
6500 mm

D x e (mm)	WEIGHT (kg/m)	STOCK	D x e (mm)	WEIGHT (kg/m)	STOCK
10 x 1	0.080	●	32 x 1.5	0.388	○
10 x 1.5	0.080	○	32 x 2.5	0.626	○
12 x 1	0.098	○	32 x 3	0.740	●
16 x 1.5	0.184	●	33 x 2.5	0.647	○
18 x 1	0.151	○	33 x 4	0.984	○
18 x 1.5	0.210	●	35 x 2	0.560	●
20 x 1	1.161	○	35 x 2.5	0.689	○
20 x 1.5	0.235	●	35 x 3	0.820	●
20 x 2	0.305	●	38 x 1.5	0.464	○
22 x 1	0.178	○	38 x 2	0.611	●
22 x 1.5	0.261	○	40 x 1.5	0.490	○
25 x 1.5	0.299	●	40 x 2	0.645	●
25 x 2	0.390	●	40 x 3	0.988	●
25 x 2.5	0.477	●	40 x 5	1.484	●
25 x 3	0.560	●	40 x 10	2.670	●
28 x 2	0.441	●	42 x 3	0.990	●
30 x 1.5	0.363	○	45 x 2.5	0.950	●
30 x 2	0.475	●	45 x 3	1.070	●
30 x 2.5	0.583	●	45 x 4	1.391	○
30 x 3	0.687	●	45 x 5	1.700	●
30 x 4	0.882	○	48 x 4	1.490	●
30 x 5	1.060	●	50 x 1.5	0.617	○

### AW 6063



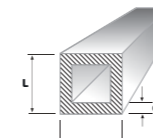
T6

Standard Length  
6500 mm

D x e (mm)	WEIGHT (kg/m)	STOCK	D x e (mm)	WEIGHT (kg/m)	STOCK
50 x 2	0.854	●	85 x 2.5	1.749	○
50 x 2.5	1.007	○	90 x 3	2.214	●
50 x 3	1.196	●	90 x 5	3.605	●
50 x 4	1.490	●	90 x 10	6.786	○
50 x 5	1.909	●	100 x 2	1.663	○
50 x 10	3.393	○	100 x 3	2.468	●
55 x 2	0.899	●	100 x 5	4.029	●
60 x 2	0.984	●	100 x 10	7.634	●
60 x 2.5	1.219	○	106 x 3	2.621	○
60 x 3	1.522	●	110 x 5	4.453	●
60 x 5	2.333	●	110 x 10	8.482	●
60 x 10	4.241	●	120 x 3	2.977	●
70 x 2	1.210	○	120 x 4	3.935	○
70 x 2.5	1.431	●	120 x 5	4.877	●
70 x 3	1.789	○	120 x 8	7.600	○
70 x 4	2.240	●	120 x 10	9.331	●
70 x 5	2.757	●	120 x 15	13.360	○
70 x 10	5.339	●	125 x 5	5.089	○
75 x 2	2.240	●	130 x 2.5	2.704	○
75 x 5	2.970	●	130 x 15	14.632	○
80 x 2.5	1.643	○	135 x 5	5.514	○
80 x 3	1.959	●	150 x 3	3.741	●
80 x 5	3.181	●	200 x 5	8.270	○
80 x 8	4.889	●	200 x 8	13.029	○
80 x 10	5.938	○	200 x 10	16.116	○
85 x 2	1.436	●			

## SQUARE TUBES

### AW 6063



T6

Standard Length  
6500 mm

L x L x e (mm)	WEIGHT (kg/m)	STOCK	C x L x e (mm)	WEIGHT (kg/m)	STOCK
15 x 15 x 1.5	0.220	●	60 x 60 x 4	2.540	●
15 x 15 x 2	0.295	●	70 x 70 x 4	2.994	●
20 x 20 x 1.5	0.300	●	80 x 80 x 2	1.769	○
20 x 20 x 2	0.408	●	80 x 80 x 3	2.617	●
25 x 25 x 2	0.522	●	80 x 80 x 4	3.447	●
30 x 30 x 1.5	0.485	○	80 x 80 x 5	4.269	●
30 x 30 x 2	0.635	●	80 x 80 x 6	4.800	●
30 x 30 x 3	0.919	●	80 x 80 x 8	6.532	○
35 x 35 x 2	0.710	●	90 x 90 x 4	3.720	●
35 x 35 x 3	1.055	●	100 x 100 x 2	2.223	●
40 x 40 x 1.5	0.655	●	100 x 100 x 2.5	2.764	○
40 x 40 x 2	0.862	●	100 x 100 x 3	3.297	●
40 x 40 x 3	1.259	●	100 x 100 x 4	4.355	○
40 x 40 x 4	1.633	●	100 x 100 x 5	5.461	●
50 x 50 x 2	1.089	●	100 x 100 x 10	10.197	●
50 x 50 x 3	1.599	●	120 x 120 x 2	2.676	○
50 x 50 x 4	2.087	●	120 x 120 x 5	6.521	●
50 x 50 x 5	2.549	●	150 x 150 x 5	7.900	●
60 x 60 x 2	1.089	●	200 x 200 x 5	11.047	●
60 x 60 x 3	1.847	●			

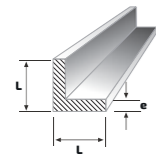
Other dimensions on request | Average weights of production

- Standard: generally available from stock
- Semi-standard: generally not available from stock
- Non-standard: generally not available from stock, manufactured to order and subject to special conditions.



## "L" EQUAL SIDES

### AW 6063



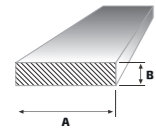
T6

Standard Length  
6500 mm

L x L x e (mm)	WEIGHT (kg/m)	STOCK	L x L x e (mm)	WEIGHT (kg/m)	STOCK
20 x 20 x 2	0.208	●	50 x 50 x 3	0.825	●
25 x 25 x 2	0.272	●	50 x 50 x 4	1.089	●
25 x 25 x 3	0.400	○	50 x 50 x 5	1.347	●
30 x 30 x 1.5	0.249	○	50 x 50 x 6	1.599	○
30 x 30 x 2	0.329	○	60 x 60 x 2	0.640	●
30 x 30 x 3	0.485	●	60 x 60 x 3	0.995	○
30 x 30 x 5	0.740	●	60 x 60 x 5	1.630	●
35 x 35 x 3	0.570	●	60 x 60 x 6	1.939	●
40 x 40 x 1.5	0.330	○	60 x 60 x 8	2.540	●
40 x 40 x 2	0.442	●	70 x 70 x 5	1.820	●
40 x 40 x 3	0.655	●	80 x 80 x 8	3.447	●
40 x 40 x 4	0.862	●	90 x 90 x 10	4.627	●
40 x 40 x 5	1.020	●	100 x 100 x 3	1.688	●
45 x 45 x 3	0.705	●	100 x 100 x 10	5.387	●
50 x 50 x 2	0.556	○	120 x 120 x 10	6.516	●

## RECTANGULAR BARS

### AW 6063

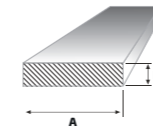


T6

Standard Length  
6500 mm

A x B (mm)	WEIGHT (kg/m)	STOCK	A x B (mm)	WEIGHT (kg/m)	STOCK
12 x 4	0.140	●	50 x 5	0.700	●
15 x 3	0.126	●	50 x 6	0.840	●
15 x 8	0.336	●	50 x 8	1.120	●
20 x 3	0.168	●	50 x 10	1.400	●
20 x 4	0.224	○	50 x 12	1.680	○
20 x 5	0.280	●	50 x 15	2.100	○
20 x 8	0.448	○	50 x 20	2.800	●
20 x 10	0.560	●	50 x 25	3.500	○
20 x 12	0.672	●	50 x 30	4.200	○
20 x 15	0.840	●	60 x 3	0.504	●
25 x 3	0.210	●	60 x 5	0.840	●
25 x 5	0.350	●	60 x 6	1.008	●
25 x 8	0.560	●	60 x 8	1.344	●
25 x 10	0.700	●	60 x 10	1.680	●
25 x 12	0.840	●	60 x 12	2.016	●
25 x 15	1.050	●	60 x 15	2.520	●
30 x 3	0.252	●	60 x 20	3.360	●
30 x 4	0.336	●	60 x 30	5.040	○
30 x 5	0.420	●	70 x 5	0.980	●
30 x 6	0.504	●	70 x 10	1.960	●
30 x 8	0.672	●	70 x 15	2.940	●
30 x 10	0.840	●	70 x 20	3.920	○
30 x 12	1.008	●	80 x 4	1.120	○
30 x 15	1.260	●	80 x 5	1.344	●
30 x 20	1.680	●	80 x 6	1.400	●
35 x 8	0.760	●	80 x 8	1.728	●
40 x 3	0.320	●	80 x 10	2.168	●
40 x 4	0.448	●	80 x 12	2.590	●
40 x 5	0.560	●	80 x 15	4.480	●
40 x 6	0.672	○	80 x 20	5.600	●
40 x 8	0.896	●	80 x 25	5.400	●
40 x 10	1.120	●	90 x 10	2.520	○
40 x 12	1.344	●	90 x 15	3.780	○
40 x 15	1.680	●	100 x 5	1.400	○
40 x 20	2.240	●	100 x 6	1.680	●
40 x 30	3.300	○	100 x 8	2.240	●
45 x 10	1.280	●	100 x 10	2.800	●
45 x 15	1.823	●	100 x 12	3.240	●
50 x 2	0.280	○	100 x 15	4.200	○
50 x 3	0.420	●	100 x 20	5.600	●
50 x 4	0.560	●	120 x 10	3.360	●

### AW 6063



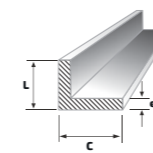
T6

Standard Length  
6500 mm

A x B (mm)	WEIGHT (kg/m)	STOCK	A x B (mm)	WEIGHT (kg/m)	STOCK
120 x 20	6.720	○	150 x 20	8.497	○
140 x 10	3.920	○	180 x 10	5.098	○
140 x 15	5.670	●	200 x 10	5.665	●
150 x 5	2.048	●	200 x 15	8.497	○
150 x 6	2.439	●	200 x 20	11.330	○
150 x 10	4.249	●	200 x 30	16.995	○
150 x 15	6.373	●			

## "L" DIFFERENT SIDES

### AW 6063



T6

Standard Length  
6500 mm

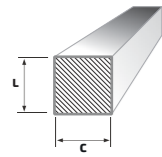
C x L x e (mm)	WEIGHT (kg/m)	STOCK	C x L x e (mm)	WEIGHT (kg/m)	STOCK
20 x 10 x 1.5	0.121	○	60 x 30 x 3	0.740	○
20 x 10 x 2	0.151	●	60 x 30 x 5	1.150	●
20 x 15 x 3	0.259	●	60 x 40 x 3	0.790	●
30 x 10 x 2	0.210	●	60 x 40 x 4	1.040	●
30 x 15 x 1.5	0.185	●	60 x 40 x 5	1.283	●
30 x 20 x 2	0.272	●	70 x 35 x 2	1.584	○
40 x 20 x 2	0.329	●	80 x 40 x 6	1.938	●
40 x 25 x 3	0.510	●	80 x 60 x 4	1.460	●
40 x 30 x 3	0.543	●	80 x 60 x 6	2.170	●
45 x 20 x 2	0.357	●	100 x 50 x 5	1.960	●
50 x 30 x 4	0.828	●	150 x 100 x 5	3.310	●
50 x 40 x 4	0.930	●	150 x 100 x 10	6.480	●
60 x 30 x 2	0.480	●			

Other dimensions on request | Average weights of production

- Standard: generally available from stock
- Semi-standard: generally not available from stock
- Non-standard: generally not available from stock, manufactured to order and subject to special conditions.

## AW 2007 / AW 2030 / AW 6063 / AW 6082

### SQUARE RODS



T4

Standard Length  
3000 mm

#### AW 2007

L x C (mm)	WEIGHT (kg/m)	STOCK T4	L x C (mm)	WEIGHT (kg/m)	STOCK T4
35 x 35	3.430	●	90 x 90	22.680	●
40 x 40	4.480	●	100 x 100	28.000	●
45 x 45	5.670	●	110 x 110	33.880	●
50 x 50	7.000	●	120 x 120	40.320	●
60 x 60	10.080	●	130 x 130	47.320	●
70 x 70	13.720	●	150 x 150	67.800	●
80 x 80	17.920	●			

#### AW 2030

T4

Standard Length  
3000 mm

L x C (mm) Extruded	WEIGHT (kg/m)	STOCK T4	L x C (mm)	WEIGHT (kg/m)	STOCK T4
35 x 35	3.430	●	90 x 90	22.680	●
40 x 40	4.480	●	100 x 100	28.000	●
45 x 45	5.670	●	110 x 110	33.880	●
50 x 50	7.000	●	120 x 120	40.320	●
60 x 60	10.080	●	130 x 130	47.320	●
70 x 70	13.720	●	150 x 150	67.800	●
80 x 80	17.920	●			

#### AW 6063

T6

Standard Length  
6500 mm

L x C (mm)	WEIGHT (kg/m)	STOCK T6	L x C (mm)	WEIGHT (kg/m)	STOCK T6
10 x 10	0.277	●	20 x 20	1.120	●
12 x 12	0.403	●	25 x 25	1.731	●
15 x 15	0.620	●	30 x 30	2.430	●
16 x 16	0.716	●	40 x 40	4.375	●

#### AW 6082

T6

Standard Length  
3000 mm

L x C (mm) Extruded	WEIGHT (kg/m)	STOCK T4	L x C (mm)	WEIGHT (kg/m)	STOCK T4
20 x 20	1.124	●	45 x 45	5.670	●
25 x 25	1.750	●	50 x 50	7.000	●
30 x 30	2.520	●	60 x 60	10.080	●
32 x 32	2.867	●	70 x 70	13.720	●
35 x 35	3.340	●	80 x 80	17.920	●
40 x 40	4.480	●	100 x 100	27.000	●

Other dimensions on request | Average weights of production  
Material calibrated on request.

- Standard: generally available from stock
- ◐ Semi-standard: generally not available from stock
- Non-standard: generally not available from stock, manufactured to order and subject to special conditions.

**WE SHAPE  
YOUR PROJECTS**



# WE SHAPE YOUR PROJECTS

WWW.  
POLYLANEMA.  
PT/EN



## Lanema de Alumínios e Plásticos, S.L.

C<sup>a</sup> Ajalvir - Torrejón, Km 2,5  
Pol. Compisa c/ de la Loma, 8-10  
28864 Ajalvir (Madrid)

T: +34 91 884 42 53

GPS: 40° 30' 32.8  
lanema@lanema.es

## Poly Lanema, Lda.

Zona Industrial de Ovar  
Rua do Brasil, N<sup>o</sup>143  
3880-108 Ovar - Portugal

T: +351 256 581 400  
F: +351 256 581 419

GPS: 40° 52' 55.164" -8° 37' 30.8742"  
polylanema@lanema.pt